


# THERMO MODULE DATA

Model **K2M030**

RoHS 2002/95/EC Compliant

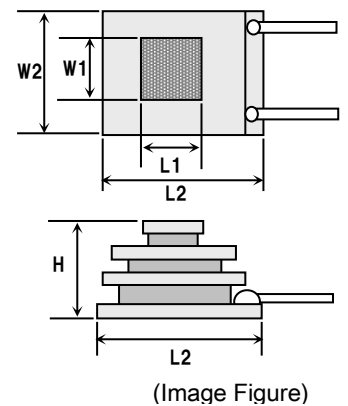
Two-stage Module



Th	$\Delta T_{max}(^{\circ}C)$	$I_{max}(A)$	$V_{max}(v)$	$Q_{cmax}(w)$
27 $^{\circ}C$	94	2.6	4.1	3.6
70 $^{\circ}C$	116	2.6	5.1	4.0

	W1	L1	W2	L2	H
Size(mm)	8.05	8.05	8.05	8.05	3.00
Tolerance(mm)	$\pm 0.2$	$\pm 0.2$	$\pm 0.2$	$\pm 0.2$	$\pm 0.2$
Metallization	Cu-Ni-Au				
Ceramic material	Alumina				
Assembly solder	SnSb (melting point:232 $^{\circ}C$ )				



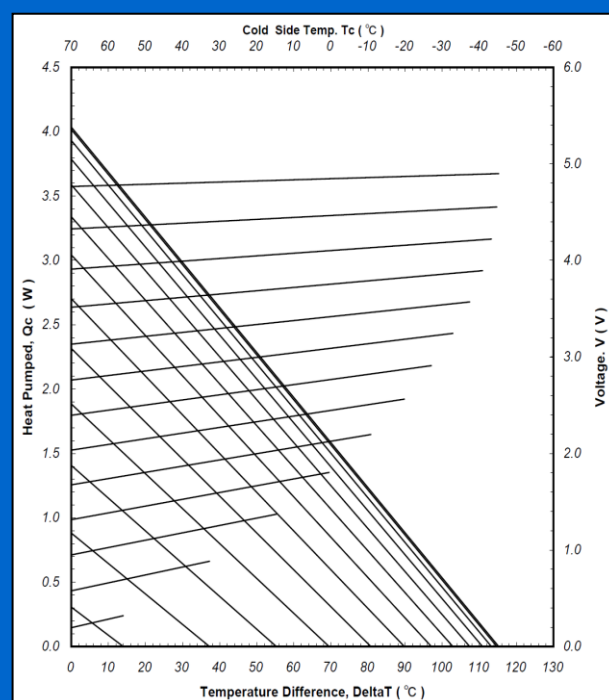
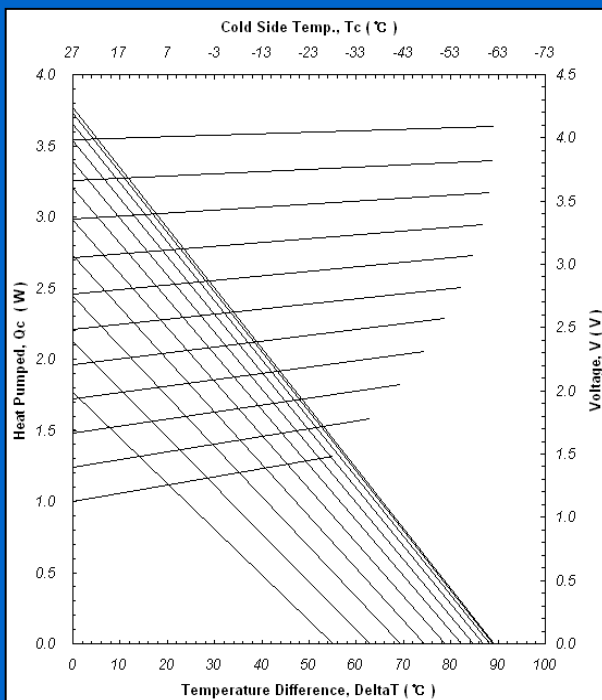
## Option

Assembly solder	AuSn (melting point 280 $^{\circ}C$ )
Ceramic material	All models can be assembled with alumina &/or aluminum nitride ceramics.
Pretinning solder	InSn (melting point: 117 $^{\circ}C$ ), BiSn (melting point: 138 $^{\circ}C$ ), SnAgCu (melting point: 217 $^{\circ}C$ ) is also available, when AuSn is selected for assembly solder.

## Performance Diagram

Th=27 $^{\circ}C$

Th=70 $^{\circ}C$



Ambient	Nitrogen
Current value	$I = 0.8 \sim 2.6A$ ( Step = 0.2 A )

**KELK Ltd.**

■ Head Office & Factory

■ Thermo Module Gr.

[www.kelk.co.jp](http://www.kelk.co.jp)

3-25-1, Shinomiya, Hiratsuka-shi, Kanagawa-ken, 254-8543, Japan

Phone: +81-463-22-8724 Fax: +81-463-22-3692

3-25-1, Shinomiya, Hiratsuka-shi, Kanagawa-ken, 254-8543, Japan